



Meet brightwheel, a window into your child's day

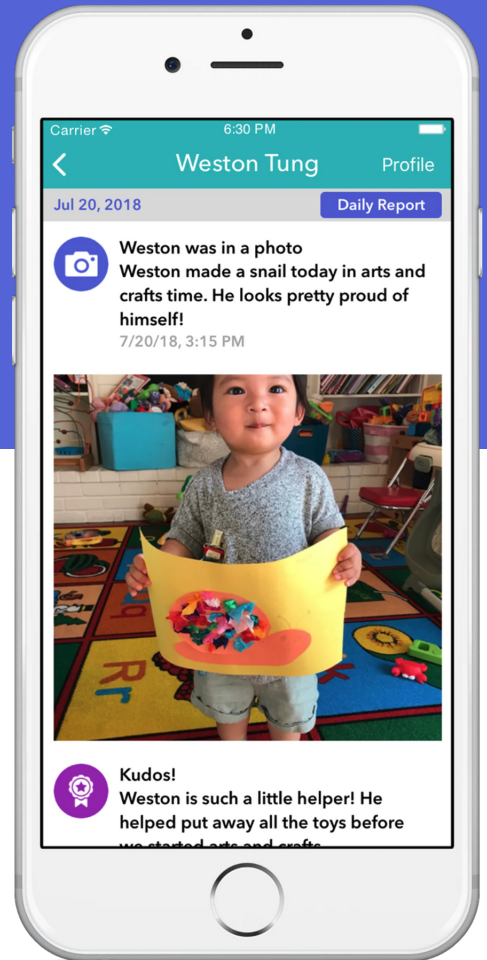
Our center has partnered with brightwheel, the leading early education technology, to help us deliver an enriching childcare experience to our students and families!

What you can expect from brightwheel

- ✔ More, real-time visibility into your child's day with photos, videos, and updates
- ✔ An easier way to stay connected to your child's learning and development
- ✔ A safer environment for our students and staff through contactless check-in/check-out, entry screens, and health checks
- ✔ Easy online tuition payments
- ✔ A single app for you to stay connected to all aspects of our center

What's next

Be on the lookout for an invitation to join our center on brightwheel! The invitation will include a link for you to set up your account. See you there!



"My son just started daycare and I was so nervous, but being able to see the pictures and different notes about him from the teacher and being able to message them back gives me peace of mind. I love it!"



brightwheel

Want a window into your child's day? A real-time feed of their school activities? Photos delivered straight to your mobile phone?

Meet brightwheel, a free and easy-to-use mobile app that helps schools and teachers stay better connected with families.

What is brightwheel?

Teachers use brightwheel for recording and tracking daily events and activities in the classroom and managing administrative tasks. As a parent, you'll get private, real-time updates on your child delivered to your mobile device throughout the day.

[Daily Updates.](#) A real-time feed of activities throughout the day.

[Photos.](#) Watch your child's day unfold with snapshots delivered right to your mobile device.

[Stay Connected.](#) Stay in touch with your teacher and strengthen school learning with activities at home. Get notifications for photos, notes, & check-ins.

[Digital Check-in.](#) Easy digital sign-in with your personal Check-in code. ALSO: Check-in with your own device by scanning an image at your location!

[Messaging.](#) Leave notes for your teacher when your child is sick or running late.

[Calendar.](#) Quickly view upcoming events and important dates at your child's school.

[Paperless Billing.](#) Secure, online system for receiving invoices and receipts for tuition, as well as paying bills digitally. (No more checks!)



Why use brightwheel?

Parents report that the peace of mind brightwheel delivers is invaluable! We know it's tough being away from your little one all day, especially in these early years. With brightwheel you'll feel connected and engaged with your child's development on a whole new level.

Download today for iPhone, iPad & Android





Welcome to brightwheel billing!

Brightwheel was built for schools & families, to make your lives easier. That's why we've made school payments as easy as 1-2-3!

Our billing feature allows for digital payments direct from your bank account; And, if your school allows, you may also pay via credit and debit card.

Yes it's true: No more checks to write! Get invoices electronically, and pay your bill with one click or via automatic withdrawals.

Billing features include:

Easy setup Use your existing brightwheel account.

Easy payments. Direct from your bank account or via credit/debit card (if your school enables this payment method). No more checks!

Easy tracking All records kept in your secure portal, receipts are sent automatically via email.

Secure. We use the highest levels of security and compliance. Info is protected and encrypted.

The screenshot shows the Brightwheel user interface. At the top left is the Brightwheel logo and navigation links for "My Kids", "Payments", and "My Profile". A user profile icon with the initials "Je" is in the top right. On the left side, there is a sidebar menu with "Welcome", "Payments", and "Payment Settings". The main content area is titled "Payment Records" and includes an "Export To CSV" button. Below the title is a table with columns for Date, Student, Items, Amount, Status, Due Date, and Take Action. Two payment records are listed: one for "Equipment and supplies" for \$45.00 (unpaid) due February 1, 2016, and another for "Tuition" for \$555.00 (paid) due February 3, 2016. Each record has a "View Invoice" button.

Date	Student	Items	Amount	Status	Due Date	Take Action
March 11, 2016	Adam Johnson	Equipment and supplies	\$45.00	unpaid	February 1, 2016	View Invoice
February 27, 2016	Adam Johnson	Tuition	\$555.00	paid	February 3, 2016	View Invoice

Get started today!

Login at mybrightwheel.com and follow the simple instructions to setup your billing profile. Note that it takes 2-3 days to authenticate your bank account.

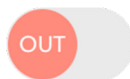
CHECK IN HERE!

1. Enter your 4 digit pin on the tablet



Find or change
your code in the
app under
"Edit Profile"

2. Toggle your child **in** or **out**



3. Tap "Done"

Done

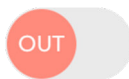
CHECK IN HERE!

1. Enter your 4 digit pin on the tablet

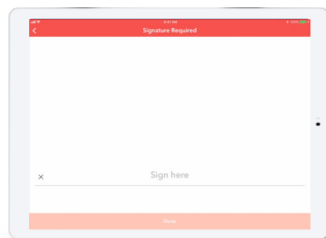


Find or change
your code in the
app under
"Edit Profile"

2. Toggle your child **in** or **out**. Then tap "Done"

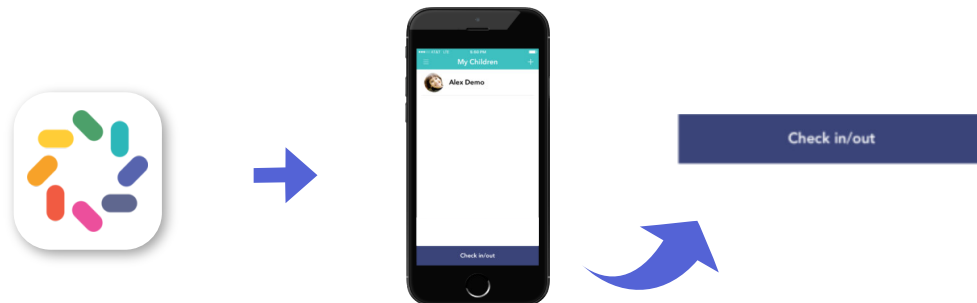


3. Leave Signature. Then tap "Done" again to confirm




CHECK IN HERE!

1. Open the brightwheel app and tap "**Check in/out**"



2. Scan the **QR Image**. Then toggle your child in or out on your phone



3. Tap "Done" then enter your **4 digit pin** on your phone.

